
**2020-2021
Annual Report**

Diller-Odell Public Schools



Striving for Successful 21st Century Learners

PURPOSE OF THIS REPORT

The 2020-2021 Annual Report is submitted to the patrons of Diller-Odell Public Schools in accordance with the accreditation rules set forth by the Nebraska Department of Education. The annual report provides patrons with information regarding our school demographics, student achievement, and financial information. This report highlights some of the challenges and accomplishments in our district.

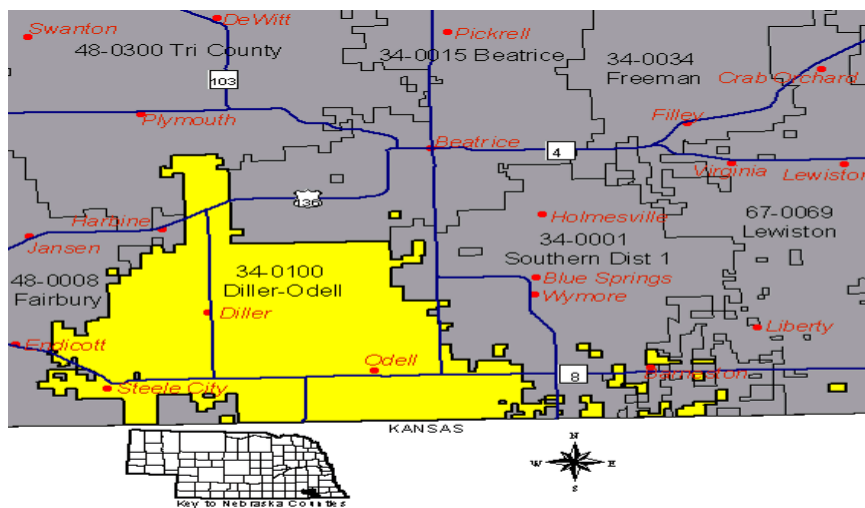
NEBRASKA EDUCATION PROFILE

More information about Diller-Odell Public Schools 2020-2021 academic year can be found on the Nebraska Education Profile at <http://nep.education.ne.gov>.

- 1) **Select a School or District.**
- 2) Scroll down to **Diller-Odell Public Schools** in the **District Name** box.
- 3) Click on **DILLER-ODELL PUBLIC SCHOOLS**.
- 4) Informational choices are on the top and right tabs of the page.

DESCRIPTION OF THE DISTRICT

Diller-Odell Public Schools is a consolidated district organized on April 2, 2000. The Diller and Odell communities are twelve miles apart and the district covers approximately 170 square miles in southern Gage and Jefferson Counties. Community members are dedicated to a quality education for their children. Twice patrons approved a levy override. Nearly 75% of receipts come from local taxes, and nearly 70% of the budget is appropriated for instructional use.



DILLER-ODELL PUBLIC SCHOOLS

DISTRICT MISSION STATEMENT

Striving for Successful 21st Century Learners

BOARD OF EDUCATION

Angie Clifford
Dusty Duis

Adam Engelman
Paul Kostal

Kolin Kotas
Toni Landenberger

SCHOOL IMPROVEMENT GOALS

- All students will improve proficiency in reading comprehension.
- All students will improve their writing skills by implementing writing across the curriculum.

BELIEF STATEMENTS

- Students will show responsibility, self-control, and good citizenship, while recognizing and respecting diversity among people and ideas.
- Students will become lifelong learners, positive contributors to society, and problem solvers in an ever-changing world.
- Students will believe in their abilities, recognize their accomplishments, learn from their experiences, and continue to set new goals.
- Students will effectively exhibit cooperation and competitiveness in group settings.

CERTIFIED STAFF

| Faculty Members | Education Level | Years Experience | Position |
|------------------------|------------------------|-------------------------|---------------------------------------|
| Mike Meyerle | Ed.S. | 31 | Superintendent |
| Matt Mezger | M.A. | 16 | PK-12 Principal |
| Rita Becker | M.A. | 18 | Guidance Counselor |
| Abigail Kostal | B.A. | 6 | Preschool |
| Patty Heble | B.A. | 24 | Kindergarten Teacher |
| Jeanne Skidmore | B.A. | 32 | First Grade Teacher |
| Janel Hynek | B.A. | 25 | Second Grade Teacher |
| Emmie Noyd | B.A. | 1 | Third Grade Teacher |
| Helen Swanson | B.A. | 22 | Fourth Grade Teacher |
| Reba Hestermann | M.A. | 6 | Fifth Grade Teacher |
| Dylan Hinrichs | B.A. | 3 | Sixth Grade Teacher |
| Michelle Weyer | M.A. | 8 | K-6 Special Education Teacher |
| Stacy Hennerberg | B.A. | 29 | Elementary Reading/Math Interventions |
| John Denner | B.A. | 27 | Title Teacher |
| Garrett Easley | B.A. | 2 | K-12 Band/Vocal Teacher |
| Ashtyn Cooper | B.A. | 1 | Media Specialist |
| Chris Schluter | B.A. | 10 | Health/P.E. Teacher |
| Amy Coufal | M.A. | 21 | School Improvement/Technology |
| Terry Arnold | M.A. | 27 | 7-12 Science Teacher |
| Devin Garcia | B.A. | 8 | 7-12 Science Teacher |
| John Mohr | B.A. | 24 | 7-12 Social Studies Teacher |
| Corinna Oberembt | M.A. | 10 | 7-12 Social Studies Teacher |
| Eric McMurray | B.A. | 31 | 7-12 Mathematics Teacher/AD |
| Deena Day | M.A. | 27 | 7-12 Mathematics Teacher |
| Jacki Smith | B.A. | 21 | 7-12 Special Education Teacher |
| Pam Kostal | M.A. | 8 | 9-12 English Teacher |
| Justin Larsen | B.A. | 15 | 7-8 English Teacher |
| Brooke Lienemann | B.A. | 1 | K-12 Art Teacher |
| Craig Lister | M.A. | 37 | Agriculture Education Teacher |
| Lisa Bohling | B.A. | 36 | 7-12 Business Teacher |
| | | | |

| Abbreviation | Degree |
|---------------------|----------------------|
| B.A. | Bachelor's Degree |
| M.A. | Master's Degree |
| Ed.S. | Education Specialist |
| Ed.D. | Doctor of Education |


CLASSIFIED STAFF

| Faculty Members | Position |
|-------------------|-----------------------------|
| Andrea Humphreys | Clerical Staff |
| Renee Hroch | Clerical Staff |
| Dawn Ebeling | Clerical Staff |
| Susan Lawton | Paraprofessional |
| Marica Duerksen | Paraprofessional |
| Cindy Stohs | Paraprofessional/Bus Driver |
| Hannah Oberembt | Paraprofessional |
| Kristie Sutton | Paraprofessional |
| Kaylie Snyder | Paraprofessional |
| Dallas Stohs | Custodian |
| Joyce Kostal | Custodian |
| Keith Craig | Custodian |
| Jennifer Wendland | Cook |
| Phyllis Leseberg | Cook |
| Heather Rupprecht | Cook |
| Cathy Bures | Cook |
| George Rempel | Bus Driver |
| Marlene Wolken | Bus Driver |
| Bill Behrends | Bus Driver |
| Rick Wallinger | Bus Driver |
| Carol Clark | Bus Driver |
| Brittney Kotas | School Nurse |
| | |
| | |

ENROLLMENT FIGURES

| Compiled on October 22, 2020 | | | |
|-------------------------------------|-------------|---------------|--------------|
| Grade | Male | Female | Total |
| PK | 6 | 4 | 10 |
| K | 9 | 7 | 16 |
| 1 | 11 | 7 | 18 |
| 2 | 6 | 10 | 16 |
| 3 | 7 | 7 | 14 |
| 4 | 12 | 10 | 22 |
| 5 | 4 | 9 | 13 |
| 6 | 11 | 7 | 18 |
| Elementary School | 66 | 61 | 127 |
| 7 | 8 | 9 | 17 |
| 8 | 9 | 10 | 19 |
| 9 | 11 | 6 | 17 |
| 10 | 5 | 6 | 11 |
| 11 | 6 | 9 | 15 |
| 12 | 7 | 5 | 12 |
| Jr./Sr. High School | 46 | 45 | 91 |
| District | 112 | 106 | 218 |

9 YEAR ENROLLMENT FIGURES PK-12

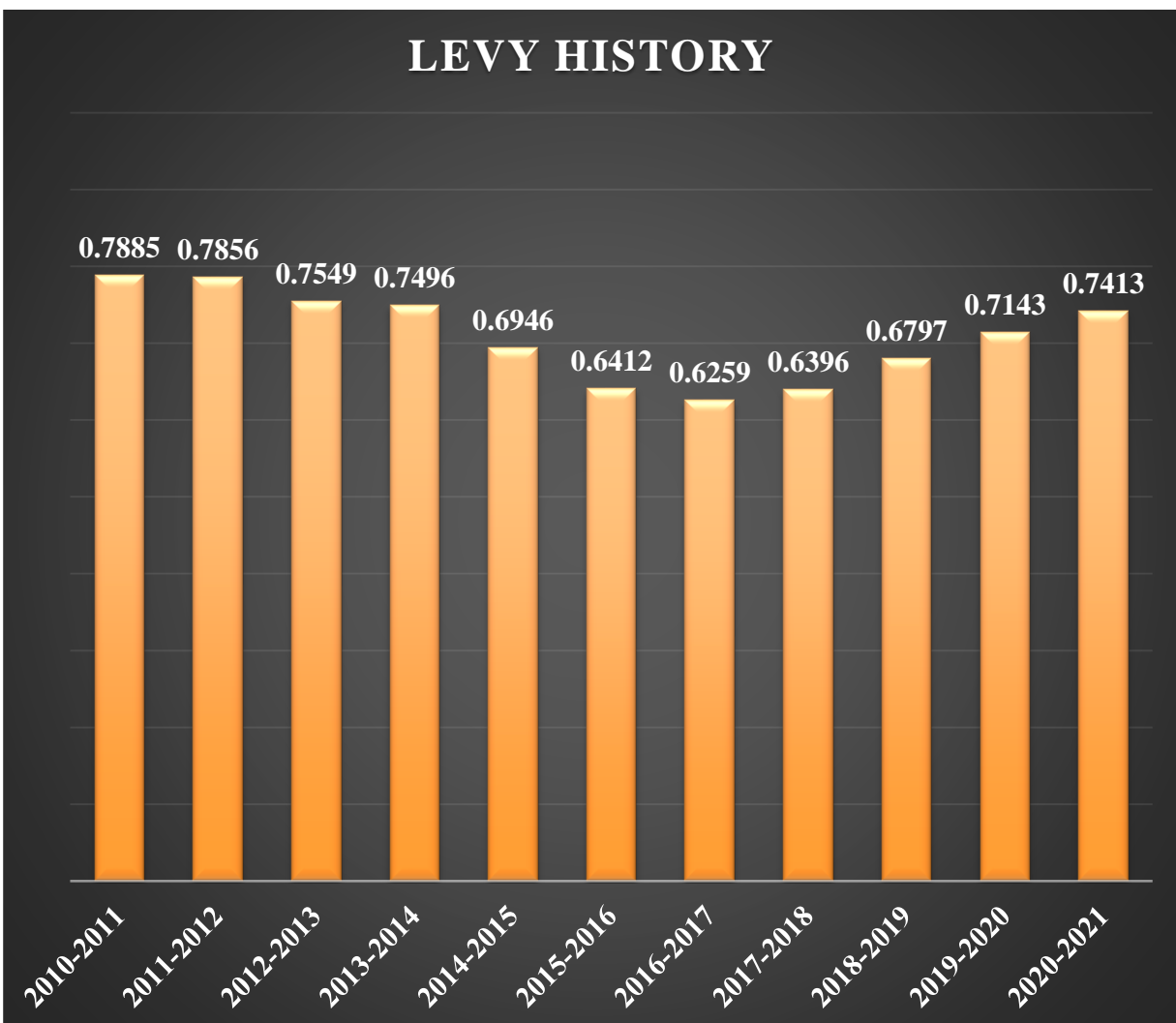


2020-2021 BUDGET INFORMATION

Diller-Odell Public Schools continues to have one of the lowest mill levies in the state of Nebraska, while operating a fiscally responsible budget with little state aid. The Diller-Odell Public Schools tax requirement for the 2020-2021 school year was \$4,368,451. The 2020 valuation of \$589,216,341 decreased \$24,376,105 over the 2019 valuation of \$613,592,446.

LEVY COMPARISON INFORMATION

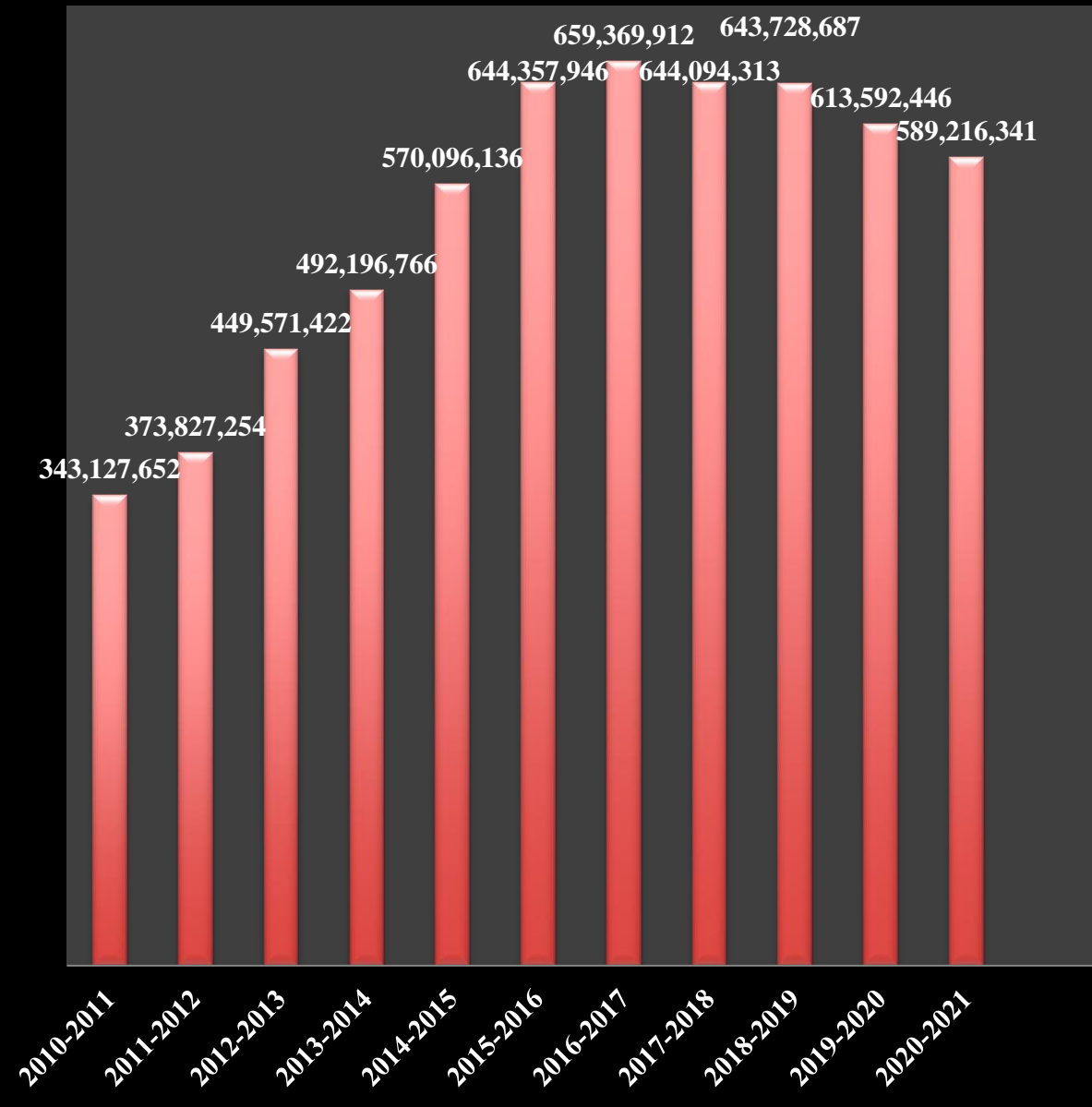
| | 2010-2011 | 2011-2012 | 2012-2013 | 2013-2014 | 2014-2015 | 2015-2016 | 2016-2017 | 2017-2018 | 2018-2019 | 2019-2020 | 2020-2021 |
|-------------------------|-----------|-----------|-----------|-----------|-----------|-----------|-----------|-----------|-----------|-----------|-----------|
| General | .7863 | .7835 | .6875 | .6856 | .6149 | .5707 | .5662 | .5785 | .5621 | .5909 | .6128 |
| Special Building | .0022 | .0020 | .0674 | .0640 | .0797 | .0705 | .0597 | .0611 | .1176 | .1234 | .1285 |
| Total | .7885 | .7856 | .7549 | .7496 | .6946 | .6412 | .6259 | .6396 | .6797 | .7143 | .7413 |



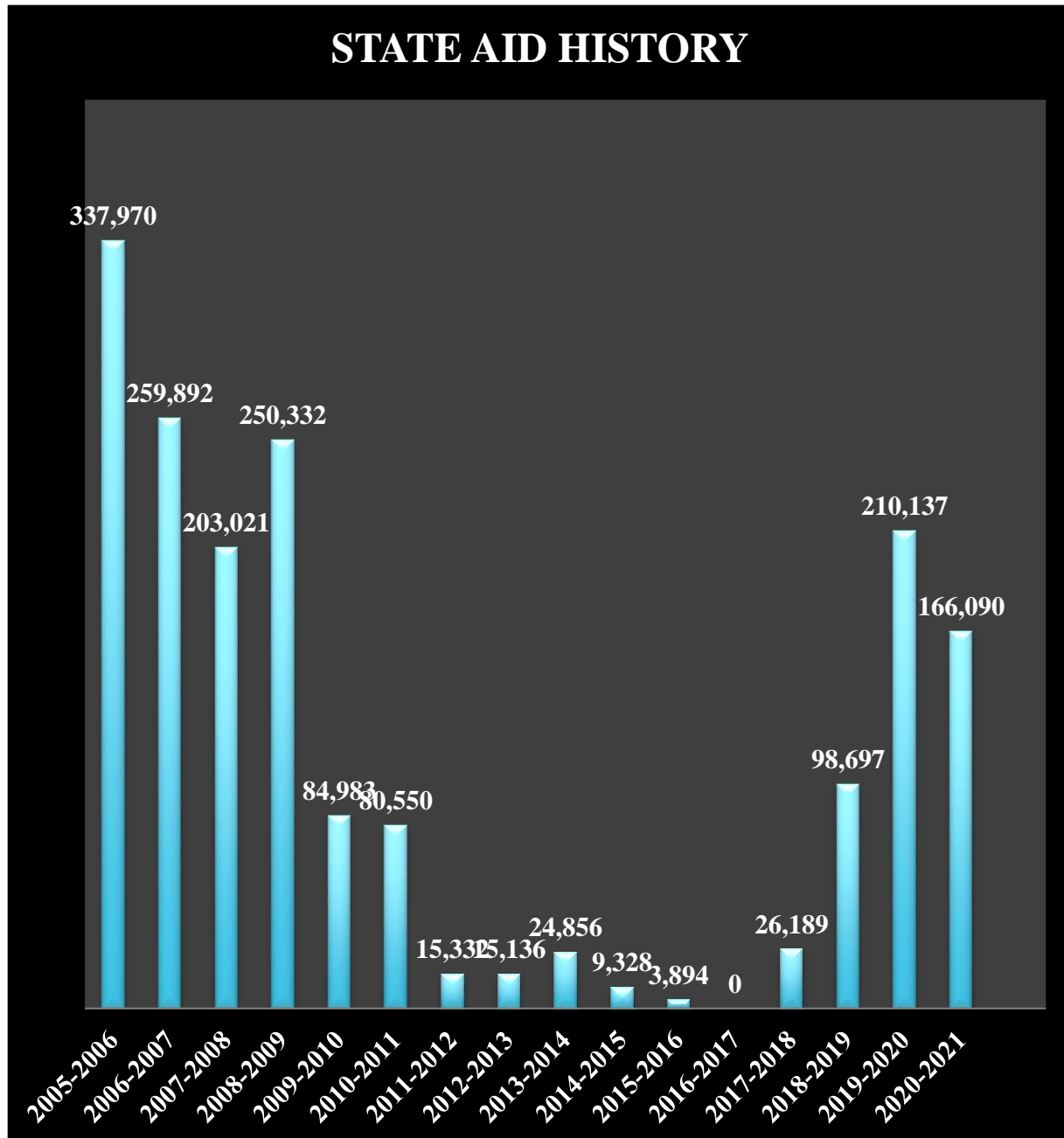
2020 VALUATIONS

| County | 2020 |
|-------------------------|---------------|
| Gage County | \$325,996,341 |
| Jefferson County | \$262,615,880 |
| Pawnee County | \$604,120 |
| Total | \$589,216,341 |

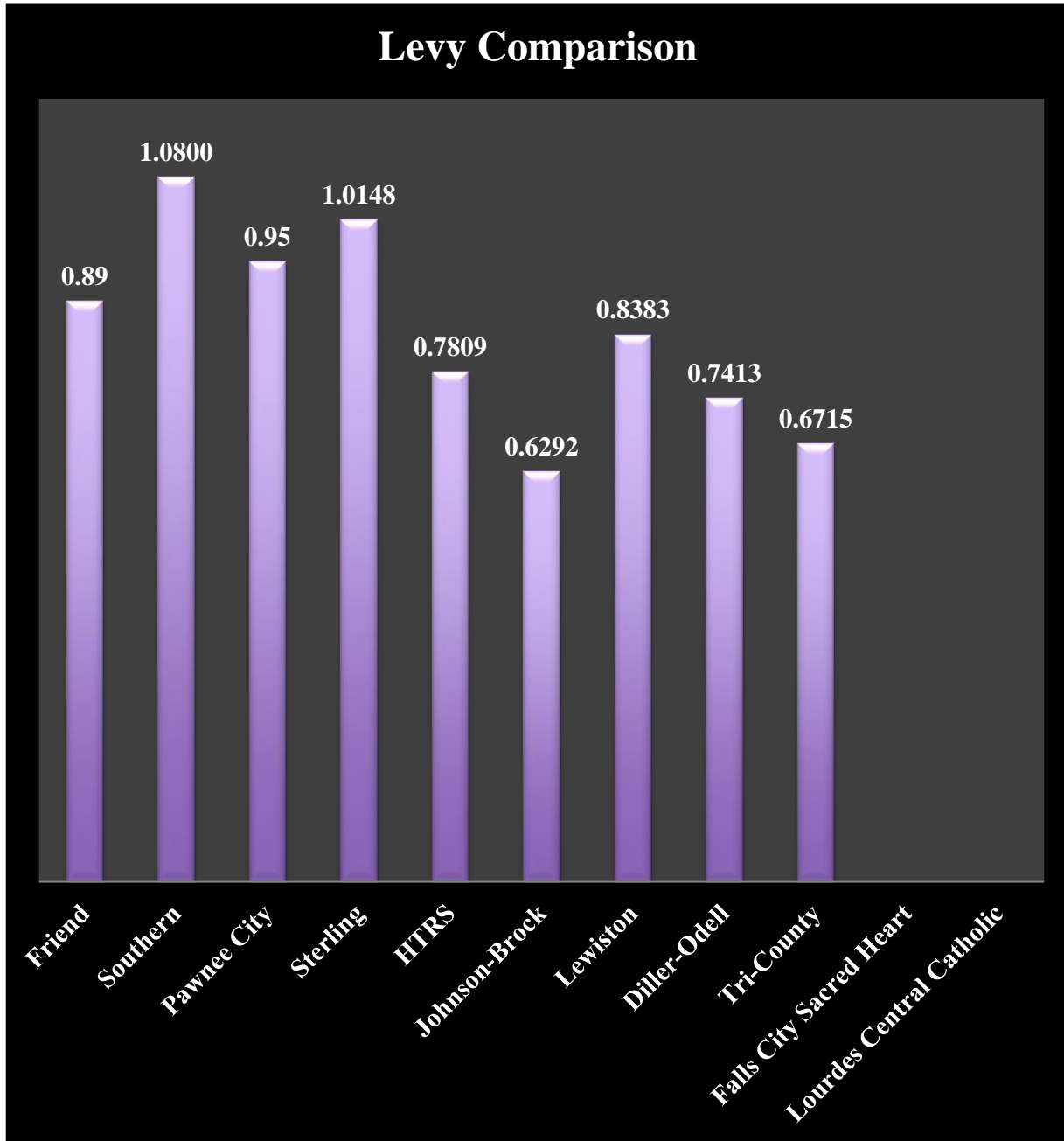
VALUATION HISTORY



DILLER-ODELL PUBLIC SCHOOLS STATE AID HISTORY



PIONEER CONFERENCE LEVY COMPARISON



***Please Note:** Falls City Sacred Heart and Lourdes Central Catholic are parochial schools (Parochial schools require students/families to pay tuition to receive a formal education).

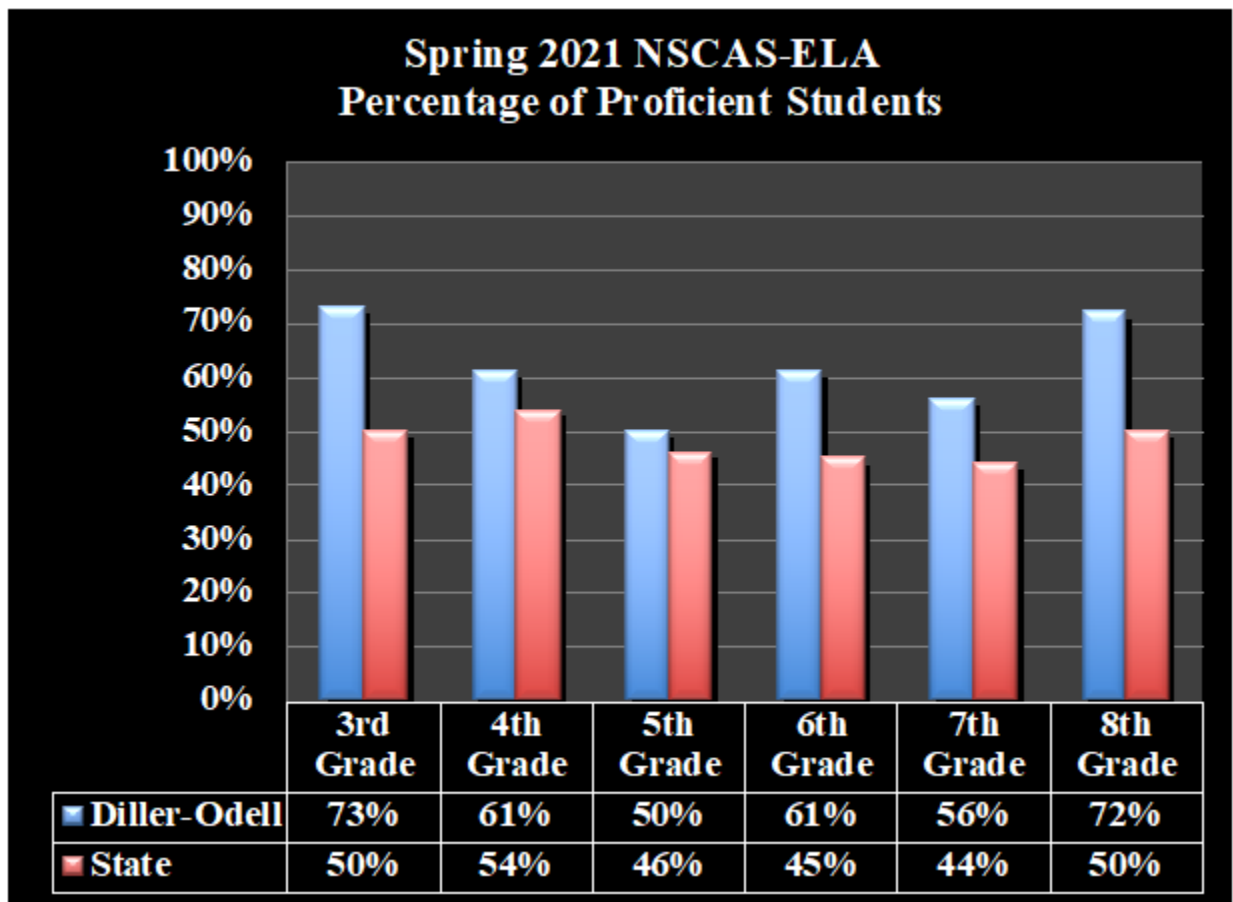
2020 PIONEER CONFERENCE VALUATIONS

| Friend | Southern | PC | Sterling | HTRS |
|---------------|---------------|---------------|---------------|---------------|
| \$453,631,139 | \$380,031,227 | \$335,257,507 | \$321,151,894 | \$780,542,448 |
| JB | Lewiston | DO | TC | |
| \$457,898,055 | \$438,086,631 | \$589,216,341 | \$841,970,238 | |

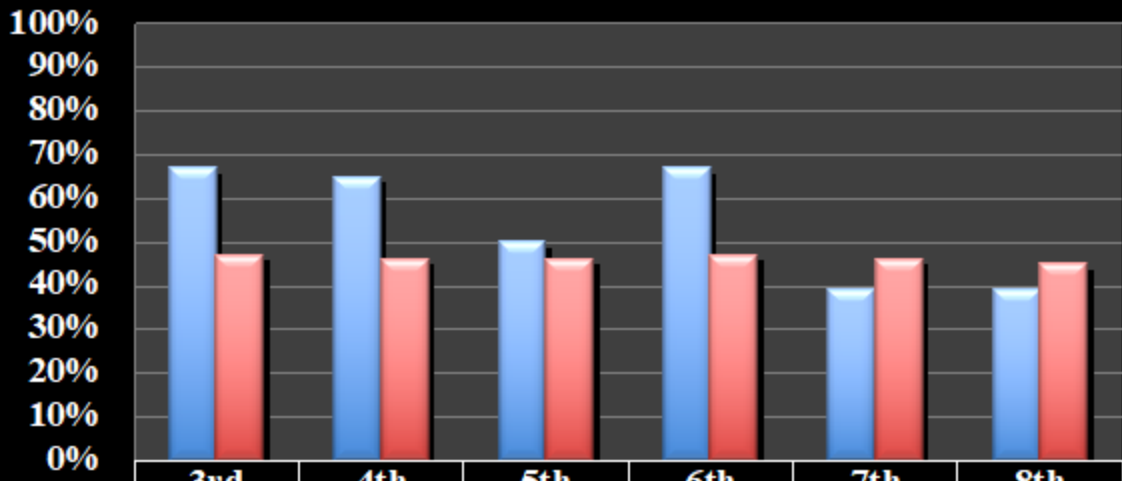
NEBRASKA STUDENT-CENTERED ASSESSMENT SYSTEM (NSCAS)

The Nebraska Student-Centered Assessment System (NSCAS) is the new statewide assessment system, which follows Nebraska’s initiatives to prepare students for success in postsecondary education, career and civic life. NSCAS General assessments are given in English Language Arts (ELA) and Mathematics annually in grades 3-8 and in Science annually in grades 5 and 8. However, in 2021 the NSCAS Science test was a pilot test based on the 2017 Science Standards, so assessment data is not available for Science from the Spring of 2021. All third year cohort students (typically juniors) at Diller-Odell began taking the ACT in 2017.

NEBRASKA STUDENT-CENTERED ASSESSMENT SYSTEM (NSCAS)



2021 Spring NSCAS-Mathematics Percentage of Proficient Students



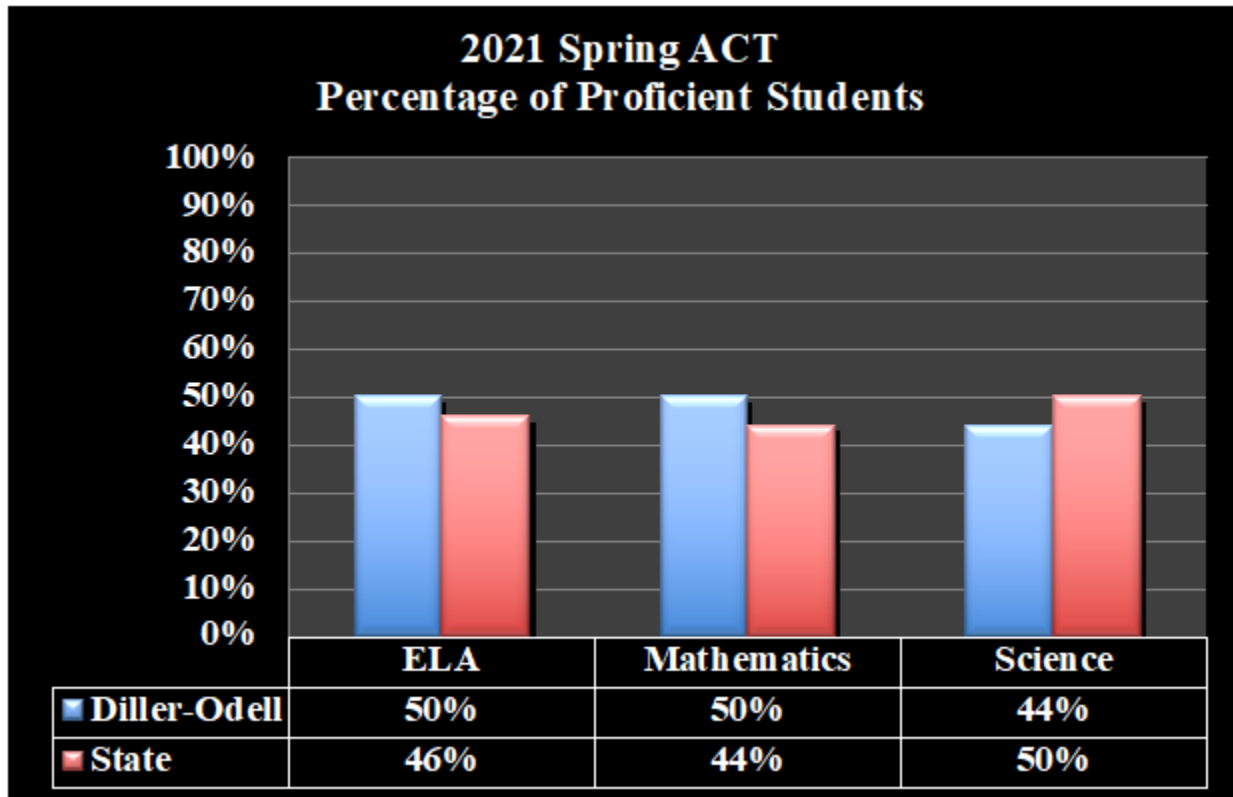
| | 3rd Grade | 4th Grade | 5th Grade | 6th Grade | 7th Grade | 8th Grade |
|----------|-----------|-----------|-----------|-----------|-----------|-----------|
| District | 67% | 65% | 50% | 67% | 39% | 39% |
| State | 47% | 46% | 46% | 47% | 46% | 45% |

NSCAS AMERICAN COLLEGE TESTING (ACT)

Longitudinal ACT Data

| | | 2014 | 2015 | 2016 | 2017 | 2018 | 2019 | 2020* | 2021 |
|--------------------|-----------------|-------------|-------------|-------------|-------------|-------------|-------------|-------------|-------------|
| English | District | 24.9 | 19.5 | 26.0 | 18.8 | 21.6 | 21.7 | 21.4 | 18.1 |
| | State | 21.3 | 21.1 | 20.9 | 18.4 | 18.4 | 18.4 | 18.5 | 17.8 |
| Mathematics | District | 24.4 | 21.7 | 25.4 | 21.6 | 22.0 | 23.9 | 19.7 | 18.3 |
| | State | 21.1 | 21.0 | 20.8 | 19.4 | 19.3 | 19.3 | 19.2 | 18.0 |
| Reading | District | 23.1 | 20.8 | 25.5 | 18.6 | 20.5 | 21.7 | 22.8 | 18.2 |
| | State | 22.0 | 21.9 | 21.8 | 19.5 | 19.5 | 19.5 | 20.1 | 19.1 |
| Science | District | 22.7 | 22.2 | 26.0 | 20.7 | 22.2 | 21.1 | 22.4 | 19.2 |
| | State | 21.7 | 21.6 | 21.5 | 19.5 | 19.7 | 19.5 | 19.8 | 18.3 |
| Composite | District | 23.7 | 21.2 | 25.9 | 20.0 | 21.8 | 22.1 | 21.8 | 18.6 |
| | State | 21.7 | 21.5 | 21.4 | 19.3 | 19.4 | 19.3 | 19.5 | 18.8 |

*ACT administered in the Spring of 2020 due to COVID closure in the Spring



Please feel free to contact me with any questions that you might have regarding the 2020-2021 Annual Report.

Mike Meyerle, Superintendent

